



CUSTOMER RELEASE NOTE

Open AT[®] Firmware v6.57e

Reference: **WM_PGM_OAT_CRN_002**

Revision: **001**

Date: **November 23, 2007**






wavecom[®]
Make it wireless

Operating Systems | Integrated Development Environments | Plug-Ins | Wireless CPUs | Services

Document Information

Level	Date	History of the evolution	Writer
001	November 23, 2007	Creation	Wavecom Consultant

Trademarks

   **WAVECOM**, **OPEN AT**, **YOU MAKE IT, WE MAKE IT WIRELESS**, **WAVECOM**, **Wireless Microprocessor**, **Wireless CPU**, **Open AT** and certain other trademarks and logos appearing on this document, are filed or registered trademarks of Wavecom S.A. in France and/or in other countries. All other company and/or product names mentioned may be filed or registered trademarks of their respective owners.

Copyright

This manual is copyrighted by WAVECOM with all rights reserved. No part of this manual may be reproduced, modified or disclosed to third parties in any form without the prior written permission of WAVECOM.

No Warranty/No Liability

This document is provided "as is". Wavecom makes no warranties of any kind, either expressed or implied, including any implied warranties of merchantability, fitness for a particular purpose, or noninfringement. The recipient of the documentation shall endorse all risks arising from its use. In no event shall Wavecom be liable for any incidental, direct, indirect, consequential, or punitive damages arising from the use or inadequacy of the documentation, even if Wavecom has been advised of the possibility of such damages and to the extent permitted by law.

Table of Contents

1	INTRODUCTION	4
1.1	Scope of this Document	4
1.2	Audience for this Document	4
1.3	Release Feature List	4
1.3.1	Main Features Reminder	4
1.3.2	New Features / Evolutions	4
1.4	Dedicated Versions for Specific Markets	4
1.4.1	New product introduction	4
1.4.2	Dedicated version	4
1.4.3	Storage & marking	5
1.4.4	Availability	5
1.4.5	Warning	5
1.4.6	Software behavior	5
2	RELATED DOCUMENTS	6
3	ABBREVIATIONS AND DEFINITIONS	7
4	HARDWARE COMPATIBILITY	8
4.1	Wireless CPU® Compatibility	8
5	SOFTWARE RELEASE DESCRIPTION	9
5.1	Release Identification	9
5.2	Released Files & Download Processes	9
5.2.1	Configuration required for download	9
5.2.2	Common files required for download	9
5.2.3	Download procedure	10
5.3	Software Tools Version	10
6	SOFTWARE DESCRIPTION	11
6.1	Validated Corrections/Improvement	11
6.2	Integrated but Not Validated Corrections/Improvements	17
6.3	Other Interface Changes	18
6.3.1	New AT Commands	18
6.3.2	Updated AT Commands	18
6.3.3	Deprecated AT Commands	18
7	FEATURE DESCRIPTION	19
7.1	New Features / Evolutions	19
7.1.1	Mix Tone And Voice	19
8	CERTIFICATION COMPLIANCE	20
8.1	GCF & PTCRB	20
9	ADDITIONAL INFORMATION / RESTRICTIONS	21

1 Introduction

1.1 Scope of this Document

The scope of this document is the Firmware v6.57e release description for Wireless CPU® series **New Q24 Series**.

Firmware v6.57e is a Maintenance Firmware, based on the v6.57d version.

1.2 Audience for this Document

This Release note may be distributed to all direct and indirect customers and will be posted on the corporate web site under the Support\Private area.

1.3 Release Feature List

For more details on these features please refer to chapter 7.

1.3.1 Main Features Reminder

Features list
None

1.3.2 New Features / Evolutions

Features list
Mix Tone and Voice

1.4 Dedicated Versions for Specific Markets

1.4.1 New product introduction

As per specific market requirements, additional “countries dedicated” version of Wireless CPU® has been launched.

1.4.2 Dedicated version

As these products are tailored for the dedicated countries, they are locked not to work on any other network but the selected country’s available carriers. Obviously Wavecom will perform maintenance on these products in the same way as it is done on other products.

1.4.3 Storage & marking

For countries dedicated versions, in the Product Code file, the SW Configuration of this version includes the mention "CCx", x depending on the country.
This SW configuration will only appear on the pizza box. A special attention is required to manage the storage, as this SW configuration is the only way to distinguish the product.

1.4.4 Availability

SW versions available on the Wavecom web site are only for not dedicated products.
In order to obtain Software version for updating the products dedicated to specific countries, contact your Wavecom technical support.

1.4.5 Warning

Standard v6.57e software not tuned for dedicated countries must not be used on Wireless CPUs that are dedicated to a specific country, as it is not compatible. In this case, the message BAD SOFTWARE is displayed (refer to the AT Command Interface Guide for more information on this message).
This can be undone by re-downloading a compatible version.

1.4.6 Software behavior

The use of Wireless CPU[®] for not allowed countries is forbidden. In this case, the message "**SIM NOT ALLOWED FOR THIS WIRELESS CPU[®]**" is sent, the Wireless CPU[®] reset and AT SIM commands are then no more possible.
The Wireless CPU[®] upgrade by using a specific country lock version is not reversible. Effectively, all Wireless CPUs upgrade performed by using such a version won't be able to use previous software version. In this case, a message "**BAD SOFTWARE**" will be displayed.

2 Related Documents

[1]	AT Commands Interface Guide for OS v6.57e release	WM_ASW_OAT_UGD_00044 - 008
[2]	Product Technical Specification	WM_PRJ_Q24NG_PTS_001 - 004 WM_PRJ_Q2400_PTS_002 - 008
[3]	Customer Design Guidelines	WM_PRJ_Q24NG_CDG_002 - 002 WM_PRJ_Q2400_PTS_005 - 007
[4]	Specific Bluetooth AT Commands Interface Guide	WM_ASW_BLU_UGD_001 - 002

3 Abbreviations and Definitions

Abbreviation/Acronym	Description
SDK	Software Development Kit
UGD	User Guide
WM	Wavecom

4 Hardware Compatibility

4.1 Wireless CPU® Compatibility

Firmware Version	Wireless CPU® compatibility list
v6.57e	New Q24 Series
v6.57e	Q2406B, Q2426B
v6.57e	Q2501B

5 Software Release Description

5.1 Release Identification

	Wireless CPU® - Quick - Series	
Date of generation	31st of October 2007	
Software identification	657e09gg.v13	32/16 Mbits
	657e09gg.v13	32/4 Mbits
IMEISV	35	
Checksum	0x36710B7B	
Binary Size	1961548	
Flash type	32/16 Mbits, 32/4 Mbits	
Open AT® version	v3.14	
Xmodem downloader	v02.1D	
New Firmware based on release	v6.57d	

5.2 Released Files & Download Processes

This section describes the files that need to be downloaded on the Wireless CPU® with the HyperTerminal software.

5.2.1 Configuration required for download

In order to download the FW by using the 1K-Xmodem protocol, the following configurations and conditions have to be set:

- Create an Hyper Terminal connection on COM port with following parameters:
 - *Bit/Second* **115200**
 - *Data Bit* **8**
 - *Parity* **None**
 - *Bit Stop* **1**
 - *Flow Control* **Hardware**
- A version of AT software must be already downloaded on the Wireless CPU®.
- Download speed can be set up to 115200 baud.

Warning: activating the Hardware Flow Control is mandatory when downloading via 1K-Xmodem, otherwise download may fail.

5.2.2 Common files required for download

The file to download is Wireless CPU® dependent and has the following names:

- **"657e_full_<Wireless CPU_Type>.dwl"**

Depending on the Wireless CPU®, the right file has to be chosen.

For example: If the Wireless CPU® that is being used is Q2406b then the file "657e_full_q2406b.dwl" has to be downloaded into Wireless CPU®.

The content of this file is the following:

- v6.57e binary version,
- Common E2P configuration (w.dwl file),
- E2P configuration specific to <Wireless CPU_Type>Wireless CPU®.

5.2.3 Download procedure

The following procedure has to be performed in order to download the FW in the Wireless CPU®:

- Connect the Starter Kit on this COM port and start the Wireless CPU®.
- Enter "at<CR>" on the Hyper Terminal windows. Wireless CPU® has to answer:
"OK"
- Check the current downloader (dwl) on the Wireless CPU® side. It must be the same or compatible to the embedded one in the new binary (see the 1K-Xmodem downloader version in the table paragraph 5.1).

NB: To recall the current dwl version, enter "at+wdwl?<CR>" on the Hyper terminal. The Wireless CPU® answers:

"+WDWL: V<downloader version>"

If existing downloader is not the good one, the new downloader has to be reloaded first. In order to download it, use the following process and select "dwl.dwl" as file to download. When download is completed and the Wireless CPU® has been reset, repeat the following procedure to download the new AT binary.

- Enter "at+wdwl<CR>" to start the download. Wireless CPU® has to answer:
"+WDWL: 0
■■■■■■■■■■"
- Enter menu "Transfer/Send a file"
- Select protocol: "1k Xmodem"
- Select the dwl file to download.
- Validate so that the download starts.
- When new characters "■" are received, the download is finished.
- Reset the Wireless CPU® by using the command "AT+CFUN=1" and wait for the "Ok" answer.

5.3 Software Tools Version

This section gives the last Wavecom tools versions.

S/W Tools Name	Version
Target Monitoring Tool (TMT)	v2.9.7
TMT Workspace	C57b09gx.v13_64k.wks

6 Software Description

The *Severity* values have the following meaning :

- 1 : Critical
- 2 : Major
- 3 : Minor
- 4 : Improvement

6.1 Validated Corrections/Improvement

This section gives the list of all corrections or improvements integrated in the v6.57e version from the v6.57d version.

Items are sorted by Impacted Domain (alphabetic order), Impacted Sub Domain (alphabetic order) then Severity (increasing).

Id	Description (What / When)	Impacted Domain	Impacted Sub Domain	Severity*
ANO33970	Wireless CPU [®] resets when DTR is toggled from logical CMUX port and autodial is enabled.	AT	OTHER	1
ANO38727	When the Voice Mail indicator is indicated for the second line, the +WVMI indication is wrong and the SIM file is not well updated.	AT	OTHER	1
ANO38733	The wireless CPU [®] behavior is not correct when a voice mail indication using the UDHI method is received.	AT	OTHER	1
CUS39177	When "AT+WOPEN=6" command gave the AT following response "+WOPEN: 6,0,832". It was not possible to perform DOTA anymore on this Wireless CPU [®] .	AT	OTHER	1
CUS40090	When an Open AT [®] application sets the auto answer using S0 command, the Wireless CPU [®] makes a reset when an incoming call is automatically accepted. This reset does not happen when the auto answer is activated by an external application. The Wireless CPU [®] should not make a reset and the incoming call should be automatically accepted.	AT	OTHER	1
ANO41067	The Wireless CPU [®] resets when an OAT application is launched in remote mode.	AT	OTHER	1
ANO38253	The customer is not able to send data over an established TCP socket after answering and then releasing the CSD call.	AT	OTHER	2

Id	Description (What / When)	Impacted Domain	Impacted Sub Domain	Severity*
CUS38935	When a GPRS session is launched using ATD*99***1# or +CGDATA command and session is deactivated using +CGACT command during GPRS transfer, +CGACT response is not returned by the Wireless CPU®. The response should be returned and the GPRS session should be terminated.	AT	OTHER	2
CUS38958	When user read the current call list, if a current call name is in UCS2 format and a "00" is present in chain, the display is wrong and stopped to this "00".	AT	OTHER	2
CUS39031	When the character set used by the TE is set to CUSTOM using the AT+CSCS="CUSTOM" command, the USSD messages received by the Wireless CPU® are not displayed in accordance to the CUSTOM character set.	AT	OTHER	2
ANO39773	When Open-AT application is running and WIND responses are deactivated (+WIND: 0), +WIND responses are still displayed on reset.	AT	OTHER	2
CUS40266	It is not possible to use 7E1 frame configuration with an Open AT® Application.	AT	OTHER	2
ANO41093	CCWA indication is not in accordance with the AT Command Interface Guide. Place for two extra parameters is displayed with CCWA indications.	AT	OTHER	2
ANO41101	Reset when +wbhv=7,1 is set, lock the encapsulation in AA (command).	AT	OTHER	2
ANO41322	- CLCC indications are not correctly displayed in case there is no alpha field associated with the number or the number is not stored. - An extra byte is appended in the response string for AT+CLCC if HEX character set is selected and the string is not UCS2. - In case of UCS2 string starts with "90", the alpha field displayed with AT+CLCC is not correct.	AT	OTHER	2
CUS41555	When a SIM card is PUK locked and unblocked, and then this SIM is replaced by another one, the second SIM is rejected by the network.	AT	OTHER	3
ANO41671	When using a Basic application, unsolicited responses never go out of the Wireless CPU®.	AT	OTHER	3

Id	Description (What / When)	Impacted Domain	Impacted Sub Domain	Severity*
ANO38310	When user search an entry in UCS2 format with +CPBF AT command, a watchdog reset can occurs.	AT	PHONEB OOK	1
ANO38811	When a phonebook entry is stored using +CPBW command in a SIM where the alpha Id of a phonebook entry is more than 54 characters, the Wireless CPU® makes a reset. The phonebook entry should be saved in SIM and the Wireless CPU® should not make a reset.	AT	PHONEB OOK	1
CUS38683	When two calls are active, an extra 0x00 byte appears at the end of Name field of second call. This happens when character set is HEX.	AT	PHONEB OOK	2
CUS41549	When a phone number length in a SIM phonebook is modified with a smart card number to FF (after a first insertion of the SIM in the Wireless CPU®), the phonebook is not updated (we keep the last number of the entry).	AT	PHONEB OOK	2
CUS41551	When a phone number length in a SIM phonebook is set to a bad value and the associate number is set to FF (after a first insertion of the SIM in the Wireless CPU®), the phonebook is not well displayed.	AT	PHONEB OOK	2
ANO27019	Incorrect length is calculated for Phone book entries containing UCS2 characters starting with 81 and 82.	AT	PHONEB OOK	3
ANO41138	Whenever a SMS with UCS2 format is read using AT+CMGR command then the Wireless CPU® will reset.	AT	SMS	1
ANO41524	When SMS is written in CUSTOM and HEX mode then the SMS is stored incorrectly. When AT+CMGR command is used to read this message, it is incorrectly displayed.	AT	SMS	1
ANO41748	The Replace Type SMS is not stored at first free location in the Flash after some SMS are deleted from the locations less than the location of Replace Type SMS with this PID.	AT	SMS	1
ANO39066	SMS Replace type is not available for Flash SMS. If a SMS is received with the same PID and same OA than another already stored in flash, the 1st SMS is not overwritten by the 2nd one. The SMS Replace functionality is available for SIM SMS and should be also available for Flash SMS.	AT	SMS	2
ANO42179	The extra characters are displayed while AT reading the SMS in CUSTOM character set.	AT	SMS	2

Id	Description (What / When)	Impacted Domain	Impacted Sub Domain	Severity*
CUS40797	Character is lost from the alphanumeric originating address when the SMS is read in text mode.	AT	SMS	3
CUS38497	In a SIM Tool Kit Session, when a GET INPUT proactive command is sent by the SIM to the Wireless CPU® with a Text String field present but with an empty text and a Default Text field present, the Wireless CPU® makes a reset when the +STGI is returned. The Wireless CPU® should not reset and the +STGI with the right fields should be returned.	AT	STK	1
ANO39712	27.22.4.15 test failed : when a proactive command PROVIDE LOCAL INFORMATION is performed, the spare digit sent to the SIM should be set to 0.	AT	STK	1
CUS38498	In a SIM Tool Kit Session, when a GET INPUT proactive command is received from the SIM by the Wireless CPU®, if the Text string field is empty and the Default text field is present, a coma is missing in +STGI command. The Wireless CPU® returns in this case : +STGI:<InputFormat>,<EchoMode>,<SizeMin>,<SizeMax>,<HelpInfo>,<DefaultText> instead of +STGI:<InputFormat>,<EchoMode>,<SizeMin>,<SizeMax>,<HelpInfo>,,<DefaultText> response.	AT	STK	3
ANO41016	The customer is not able to send data over an established TCP socket after answering and then releasing the CSD call.	DATA	OTHER	2
CUS39981	Pulse charging mode doesn't start when battery voltage reaches Dedicated Start Voltage parameter. This threshold is not taken in count to change charging mode, and, fast charging continues until max voltage.	DEVICE	ADC/BAT	1
ANO38771	During charging phase, if charger is plugged out and then plugged in, battery restarts charging as expected, but, WBCI =3 informing battery is out of charge, and, a command at+wbcm=0 cannot stop battery charging.	DEVICE	ADC/BAT	2
CUS40701	Sometimes Key inputs not decoded, keyboard got stuck for several seconds.	DEVICE	KBD	1
CUS34817	The keyboard in some conditions can manage 2 simultaneous key pressed (these keys should be on the same column or row).	DEVICE	KBD	2

Id	Description (What / When)	Impacted Domain	Impacted Sub Domain	Severity*
ANO37951	Wrong array value interpretation which could result on a blocked transmission.	DEVICE	V24	1
CUS37968	The fact that Wireless CPU® RTS (PC CTS signal) follows the DTR causes some troubles with some hardware routage and usage.	DEVICE	V24	2
CUS38561	When in WMUX or HAPC mode, for incoming call triggering the RI signal, there will be NO status packet reflecting the RI signal state.	DEVICE	V24	2
CUS39195	Using +++ sequence to get from online/connected to offline/connected, the 1 second guard time is not respected for GPRS mode. Thus, it is difficult to come back to AT mode.	DEVICE	V24	2
CUS39841	No sleep possible when port in DATA mode.	DEVICE	V24	2
ANO41344	When closing the UART1, the WPCU cannot sleep.	DEVICE	V24	2
ANO38380	After a "bad checksum" error during the xmodem download of a non-compressed file, the downloaded file (firmware or application) is considered as installed. But the binary is corrupted.	DWL	OTHER	1
CUS40076	Three pulses appear on GPIO_0 after an AT+CFUN=1 or AT+WDWL.	DWL	OTHER	2
CUS37616	On a specific Korean network, it is observed that the LLC frames received from the network are bigger than what is expected. This results in transfer failures .	GPRS	LLC	1
ANO39916	Impossible to perform a routing area update on Vodafone network.	GPRS	OTHER	1
CUS38531	During downlink (E)GPRS transfer, some packets may be lost.	GPRS	OTHER	2
CUS38583	Packet TBF Release is not completely managed while T3192 timer is running. If this case happens, some messages can be not received from the network. Issue occurrence is depending on network configuration.	GPRS	OTHER	2
CUS39725	The "NO CARRIER" response is not sent to the application when a call, set on hold, is ended (by a network lost).	GSM	CC	2
CUS40902	Wireless CPU® Reset (backtrace).	GSM	OTHER	1
ANO39271	Reset may occur at GSM service lost (very rare case).	GSM	PLMN_SE L	1
ANO39507	If SIM files containing preferred PLMN lists are badly formatted, the WCPU resets just after entering PIN code.	GSM	PLMN_SE L	1

Id	Description (What / When)	Impacted Domain	Impacted Sub Domain	Severity*
ANO39517	If SIM files containing preferred PLMN lists are badly formatted, the WCPU resets just after entering PIN code.	GSM	PLMN_SE L	1
CUS39838	If Detach request is received during GMM procedure (Attach or RAU), the WCPU doesn't leave the non drx mode on paging channel. The impact are : - an abnormal power consumption, - a lot of GSM service if some rare cases.	GSM	RR	1
CUS39840	When the Wireless CPU® is registered to the network (+CREG: 1 indication is returned by the Wireless CPU®), entering 3 false CHV 1 code (using, for example, at+cpwd="SC",<pin>,<>false_pin>) blocks the SIM in PUK 1 state and +CREG: 0 is returned by the Wireless CPU®. Entering the PUK 1 code make the registration to the network (+CREG: 1 indication is returned by the Wireless CPU®). But if this procedure is made a second time, +CREG: 0 and +CREG: 1 indications are not returned by the Wireless CPU® and At+CREG? does not returned the right registration value (return +CREG: 1,1 instead of +CREG: 1,0). +CREG indications should always be returned in this procedure.	GSM	RR	2
CUS39436	Some kind of glitch or distortion is heard when the busy tones are generated by the Wireless CPU® at the beginning of each tone.	HWL	AUDIO	2
CUS40218	Some kind of glitch or distortion is heard when the busy tones are generated by the Wireless CPU® at the beginning of each tone.	HWL	AUDIO	2
ANO39265	Mobile not functional in 850 band.	HWL	RF	1
ANO40594	When an Open AT® application is running, after a reset (AT+CFUN=1), +WIND: 0/13/13/14 indications are returned to external application even if this application doesn't sent AT+WIND=<value>. These indications should not be returned (only internal to OAT).	OTHER	OTHER	1
CUS39982	While waiting for the user input for SIM toolkit functionalities, the actual Timeout occurs much before the expected time.	SIM	STK	2
CUS41371	Three pulses appear on GPIO_0 after an AT+CFUN=1 or AT+WDWL.	SYS	INIT	2

6.2 Integrated but Not Validated Corrections/Improvements

Id	Description (What / When)	Impacted Domain	Impacted Sub Domain	Severity*
CUS39922	In 14,4 kbits V.110 connection (+CBST: 75,0,1), the CONNECT response is not sent as DATA but as AT intermediate response. because of it, in 7E1 framing, the CONNECT string is not in the right format (framing issue). The CONNECT response should be correctly returned by the Wireless CPU® and in the right framing.	AT	OTHER	1
CUS39845	The external application loses synchronization with the AT command communication and gets in an error state. The same application cannot be used with both Q2406A-5.43c and Q24NG-6.57c	AT	OTHER	2
ANO42680	if a corrupted application is downloaded or if the download is aborted before completion, the Wireless CPU® stops responding after a warm reset and requires a cold reset to start up again.	DWL	OTHER	1
CUS38344	GPRS transfer may be impossible in a rare case (depending on network configuration).	GPRS	OTHER	1

6.3 Other Interface Changes

Some other changes have been performed on the following commands. Please refer to the [1] *AT Commands Interface Guide* for more information.

6.3.1 New AT Commands

This part lists the commands that have been added in the Firmware v6.57e. For more information, refer to the command description in [1].

Command	Comment
None.	

6.3.2 Updated AT Commands

This part lists the commands that have been modified in the Firmware v6.57e. For more information, refer to the command description in [1].

Command	Comment
AT+WBHV	Add a new mode (4) to be able to play a tone during a voice call.
AT+WBHV	Add a new mode (7) to choose the way to send the CONNECT response: in data mode or in command mode (impact on WMUX).
AT+WOPEN	Add a new error code (+CMEE 561) used to indicate that the DOTA volume is under repair state and a RECOMPACT procedure must be execute to repair the DOTA volume.
AT+W32K	Add a new optional parameter to indicate if the DTR signal must be used or not as a criteria to entre in slow idle mode.

6.3.3 Deprecated AT Commands

This part lists the commands that are no more available in the Firmware v6.57e.

Command	Comment
None.	

7 Feature Description

This section lists the new features of Firmware v6.57e

7.1 New Features / Evolutions

7.1.1 Mix Tone And Voice

This feature allows any tone generated by the Wireless CPU[®] during a voice call (such as the one generated through the AT Command "AT+WTONE") to be added to the voice packets. Therefore the tone is superimposed to the voice not replacing it.

8 Certification Compliance

All the platforms are compliant to R&TTE EN 301 419-1 v4.1.1 and EN 301 511 v7.0.1

8.1 GCF & PTCRB

The following table defines the certifications passed for this software version.

	GCF-CC	NAPRD.03(PTCRB)
Q2406B	v3.27.1	None
Q2501B	v3.27.1	None
Q2426B	None	v3.12.0
Q24 Classic	v3.27.1	v3.12.0
Q24 Classic HR codec	v3.27.1	None
Q24 Classic with SIM holder	v3.27.1	v3.12.0
Q24 Classic HR codec with SIM holder	v3.27.1	None
Q24 Plus	v3.27.1	v3.12.0
Q24 Plus HR codec	v3.27.1	None
Q24 Plus with SIM holder	v3.27.1	v3.12.0
Q24 Plus HR codec with SIM holder	v3.27.1	None
Q24 Plus dual band	None	v3.12.0
Q24 Plus with SIM holder dual band	None	v3.12.0
Q24 Extended	v3.27.1	v3.12.0
Q24 Extended HR codec	v3.27.1	None
Q24 Auto with MMS	v3.27.1	v3.12.0
Q24 Auto with UFL	v3.27.1	v3.12.0
Q24 Auto HR codec with UFL	v3.27.1	None
Q24 Plus with UFL on top	v3.27.1	v3.12.0
Q24 Plus with SIM Holder with UFL on top	v3.27.1	v3.12.0
M2106+	v3.27.1	None
M13+	v3.27.1	None

9 Additional Information / Restrictions

This section lists additional information or restrictions that must be taken into account regarding the Firmware v6.57e

Id	Description (What / When)	Impacted Domain	Impacted Sub Domain
ANO42167	When trying to read the SMS in non HEX AT mode (GSM, PCCP437, CUSTOM) with first character as a UCS2 header (0x80, 0x81, 0x82 and 0x90), a HEX string is displayed instead of a Text string.	AT	SMS
ANO42339	When sending a sms with the characters <0x15> or ` (0x60), these characters are not sent correctly, they should be repaced by the space character (0x20).	AT	SMS
ANO42055	When a proactive send SMS command is received from the SIM and the service "MO SMS control by SIM" is not activated in EF-SST, the SMS can not be sent and a reset can occur.	AT	STK
ANO42513	When a refresh is made on EF PLMN_SEL during a Sim Toolkit session, the updated preferred PLMN list is not reloaded when reading it using AT+CPOL? command. The update is made only after an update. The preferred PLMN list should be taken into account by AT+CPOL? without reset.	AT	STK
ANO42680	if a corrupted application is downloaded or if the download is aborted before completion, the Wireless CPU® stops responding after a warm reset and requires a cold reset to start up again.	DWL	OTHER
CUS41645	Impossible to perform a speech/data call.	HWL	RF